

SAACS Advisory Board Monthly Statistical Update

- FY 2022 YTD THROUGH APRIL 2022 -

STRATEGIC PRIORITY #1: Enhanced Enforcement

SERVICE REQUESTS RECEIVED

Includes requests from residents through 3-1-1.

Priority Level	1	2	3	4	5	TOTAL
Historic Average*	6,667	7,793	14,744	5,545	10,007	44,756
Actuals	7,827	7,921	17,563	6,671	10,501	50,483
Variance	1,160	128	2,819	1,126	494	5,727

COMPLIANCE (SLA) RATE

Percent of initial requests from residents that are responded to within established SLA.

Priority Level	1	2	3	4	5	TOTAL
Historic Average	91.0%	62.4%	82.1%	97.5%	98.1%	85.3%
Actuals	82.5%	43.1%	64.6%	95.6%	97.4%	74.8%
Variance	(8.5%)	(19.3%)	(17.5%)	(1.9%)	(0.7%)	(10.5%)

PRIORITY 1 = Injured, cruelty, critical bites, and SAPD/FD assistance. 3 hour SLA.

PRIORITY 2 = Aggressive behavior by roaming pets, trapped/confined animals. 12-24 hour SLA.

PRIORITY 3 = Non-critical bites/scratches, neglect, aggressive behavior by contained pet. 3-7 day SLA.

PRIORITY 4 = Public nuisance and permit requests. 10-30 day SLA.

PRIORITY 5 = Uninjured and friendly roaming dogs. No SLA but utilizes information to make proactive decisions.

SHELTER INTAKE

"Impounded & RTOed in Field" are pets that were impounded and immediately returned to their owner by the impounding Officer. These pets did not take up any kennel space at ACS.

14,276

Total cats & dogs impounded



Historic Average

10,905

2,047

2,993

73

Impounded & Taken to ACS

Impounded & RTOed in Field

901

Previous month shelter inventory

Actuals

9,697

1,043

3,468

68

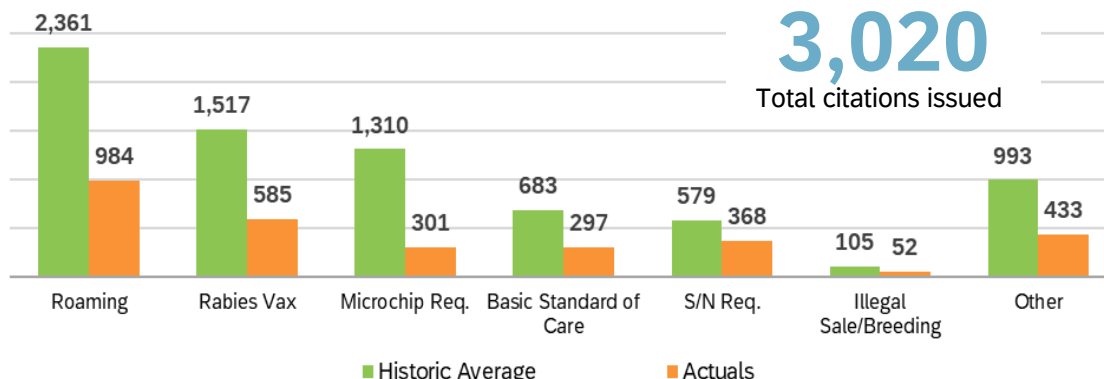
839

Current shelter inventory

7.04

Average length of stay (days)

CITATIONS & VIOLATIONS ISSUED

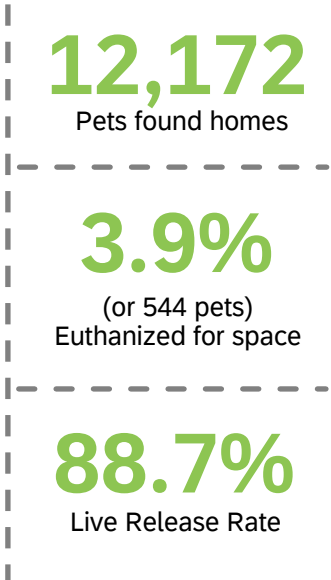
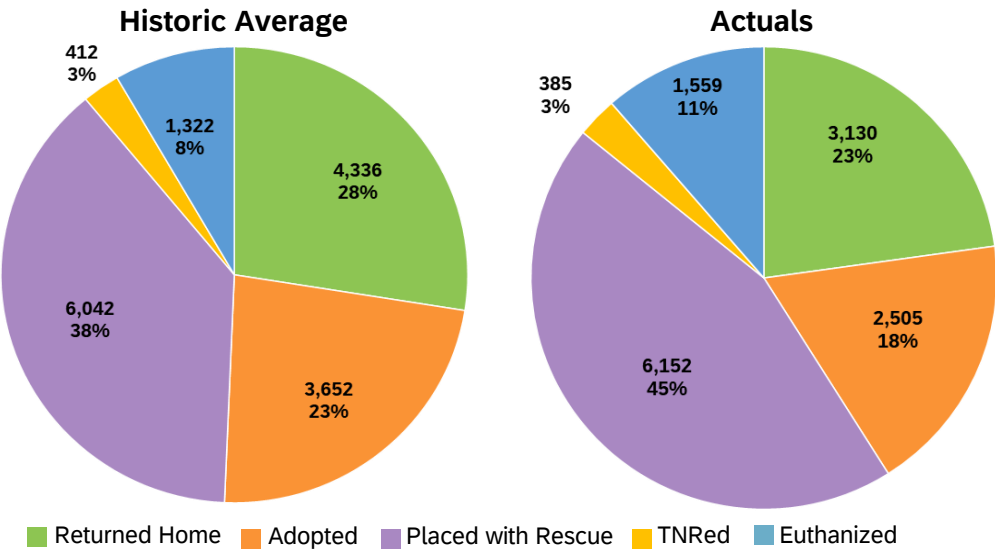


* Historic Average = Prior 3 Year Rolling Average

"OTHER" can include animal abandonment/neglect, illegal tethering, aggressive/dangerous dog violation, permit violations, illegal animals, nuisance, inhumane trapping, cruelty, animal fighting, notice of violations, and more.

STRATEGIC PRIORITY #2: Increase Live Release Rate

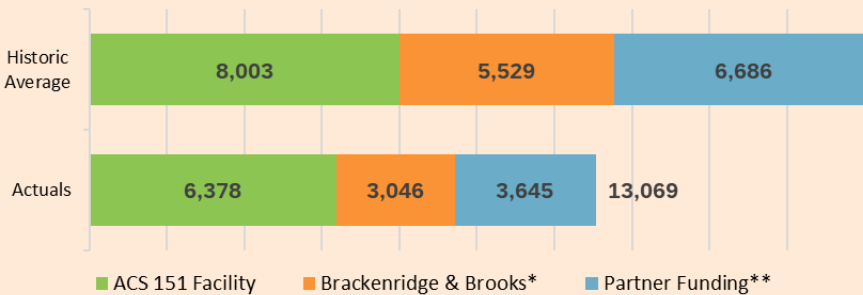
PET PLACEMENT (QUANTITY & PERCENTAGE)



STRATEGIC PRIORITY #3: Control Stray Animal Population

SPAY/NEUTER SURGERIES

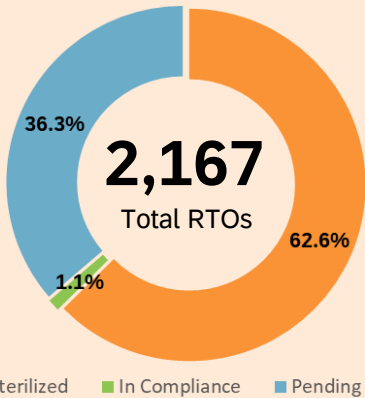
Data for contracted services is based upon the month when ACS receives invoice/report from partner.



*Brackenridge & Brooks numbers are reported every three months.
**Partner Funding is pending some actuals.

S/N REQUIREMENT

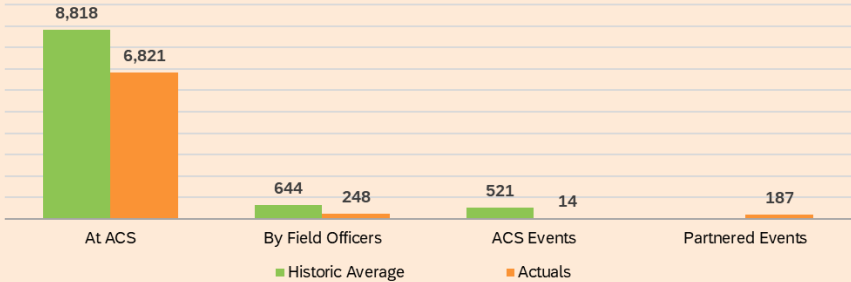
Sterilization agreement compliance rates for animals RTOed. Total RTOs does not include diversions.



DEATH BY VEHICLES

	Historic Average	Actuals	Variance
Dogs	4,838	4,609	(229)
Cats	5,450	6,210	760
TOTAL	10,288	10,819	531

MICROCHIPS IMPLANTED



STRATEGIC PRIORITY

	Historic Average	Actuals	Variance
Volunteer Hours	7,648	4,227	(3,421)
Media Interactions	657	704	47

6,527,169
Digital Outreach

418,079
Digital Engagement